

# Athlos Academy

JEFFERSON PARISH



# January 2025 Financials




**Athlos Academy**  
JEFFERSON PARISH

The estimates shown on this report are prepared using both the school's estimates and consultants estimates and are prepared for internal use only. This report has not been compiled, reviewed or audited and should not be relied upon for other uses.

# Executive Summary

---



- Cash has increased over the past couple of months due to receiving around \$480k in Grants reimbursements from Title I, 2, 3 and the CLSD Grants .
- Enrollment is roughly 57 students lower than our adopted budget. We have created a working budget that still meets our covenants. Kindergarten enrollment is a concern.
- Revenues are up 4% over the total working budget for this year.
- Expenses are trending 2% a majority of that is the timing of payroll entries and expenses that were paid in full at the beginning of the year. That should level off as we go.

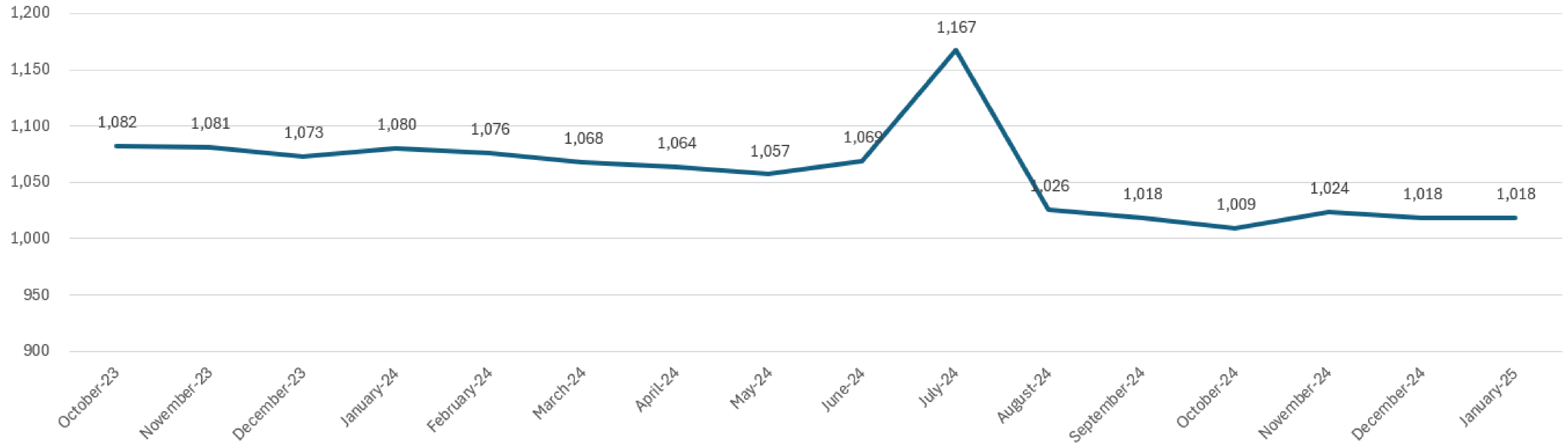
## Key Financial Metrics

Cash Balance	\$6,669,938
Days Cash On Hand	159
Fund Balance	\$6,504,936
School operations net revenues	\$871,885
% of Revenues Received vs Total Working Budget for the Year	61%
% of Expenses Spent vs Total Working Budget for the Year	60%


# Enrollment



Historical Enrollment



# Enrollment



## HISTORICAL ENROLLMENT

■ Kinder 
 ■ 1st 
 ■ 2nd 
 ■ 3rd 
 ■ 4th 
 ■ 5th 
 ■ 6th 
 ■ 7th 
 ■ 8th 
 ■ SC

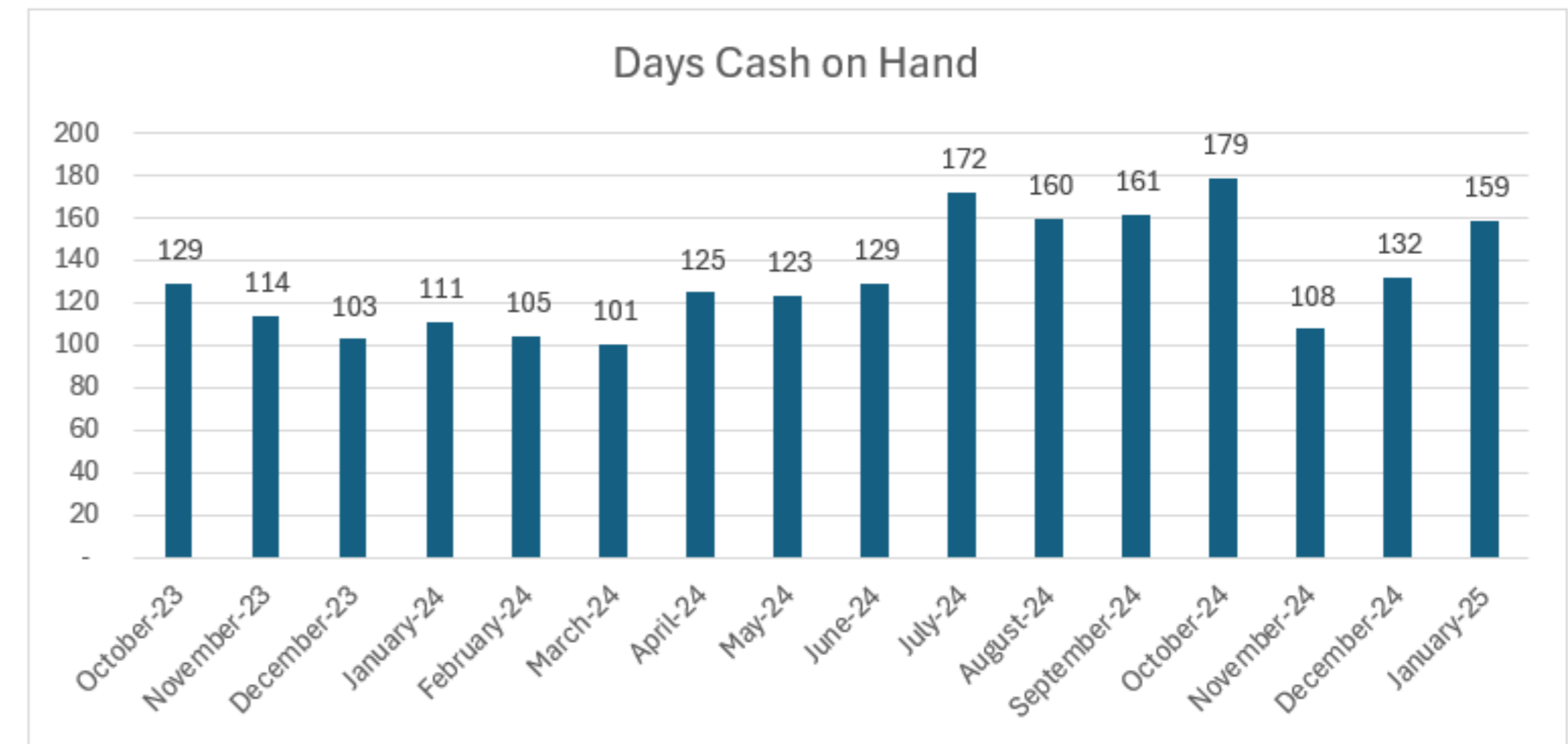
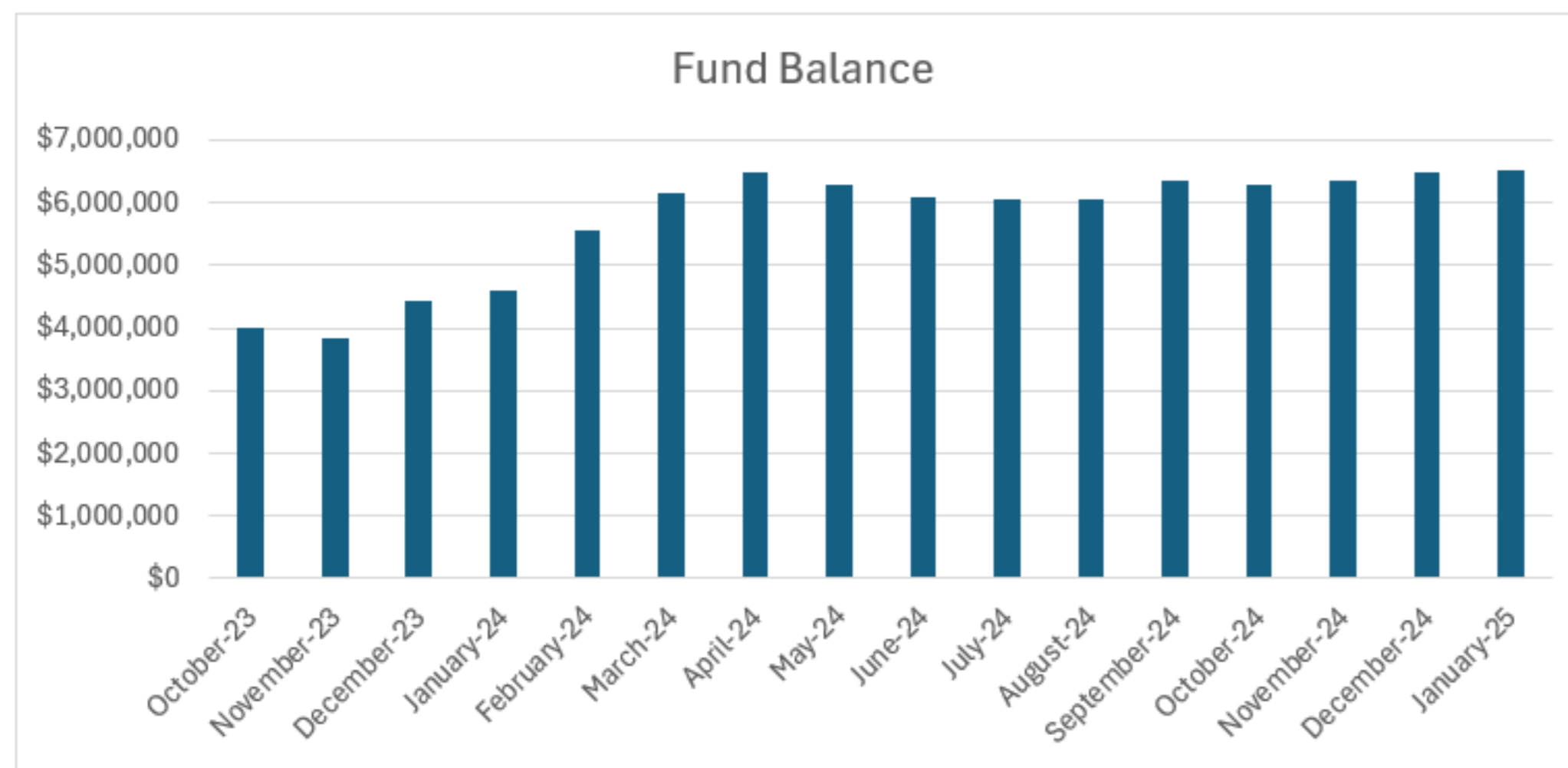
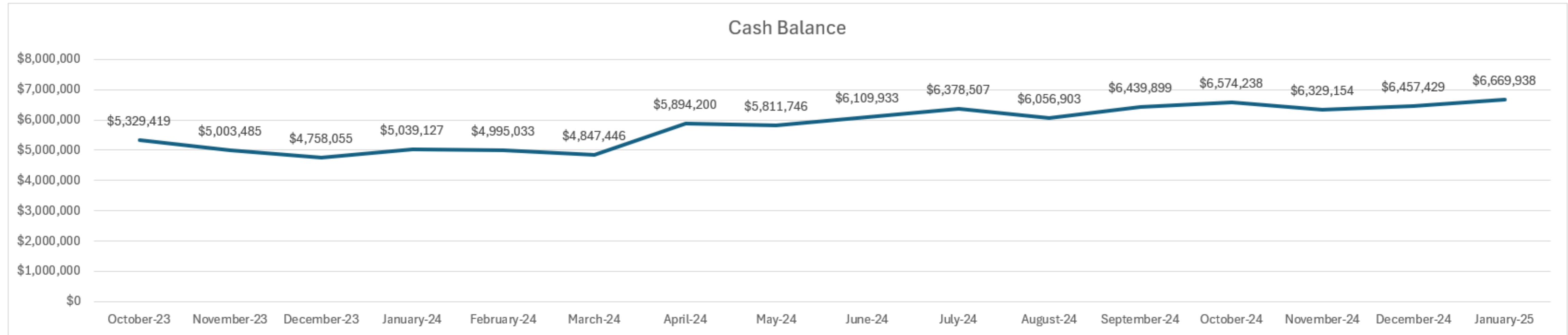


# Statement of Financial Position



	January-24	January-25
<b><u>Assets</u></b>		
Cash	\$5,039,127	\$6,669,938
Other Current Assets	\$1,003,831	\$4,126,797
Fixed Assets	\$36,613,871	\$26,824,278
Other Assets		\$977,326
<b>Total Assets</b>	<b>\$42,656,830</b>	<b>\$38,598,340</b>
<b><u>Liabilities and fund balance</u></b>		
Current Liabilities	\$1,279,635	\$1,100,751
Long-Term Liabilities	\$36,771,264	\$30,992,653
Fund balance	\$4,605,931	\$6,504,936
<b>Total liabilities and fund balance</b>	<b>\$42,656,830</b>	<b>\$38,598,340</b>

# Statement of Financial Position



# Statement of Activities

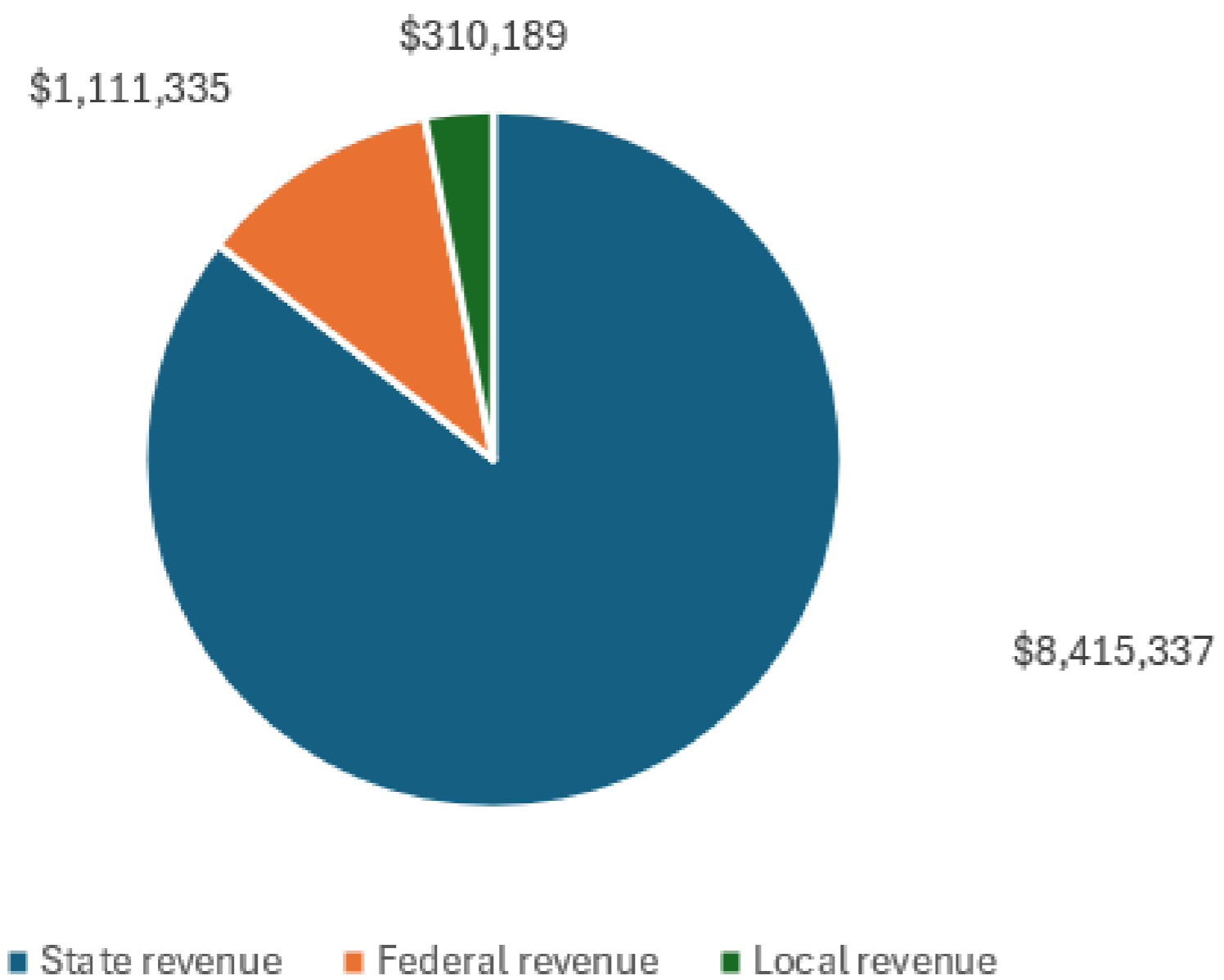


	YTD 01/31/2024	YTD 01/31/2025
<b><u>Revenue</u></b>		
State revenue	\$8,240,740	\$8,415,337
Federal revenue	\$2,308,587	\$1,111,335
Local revenue	\$54,834	\$310,189
<b>Total revenue</b>	<b>\$10,604,162</b>	<b>\$9,836,861</b>
<b><u>Expenses</u></b>		
Salaries & Wages	\$3,358,143	\$3,279,964
Benefits & Taxes	\$541,430	\$542,072
Purchased prof & tech services	\$1,804,769	\$1,491,866
Purchased property services	\$1,790,657	\$260,397
Other purchased services	\$1,205,845	\$1,177,633
Supplies	\$976,688	\$714,889
Property & equipment	\$2,530	\$14,579
Debt Service & other	\$12,723	\$1,483,576
<b>Total Expenses</b>	<b>\$9,692,785</b>	<b>\$8,964,976</b>
<b>Total school operations net revenues</b>	<b>\$911,377</b>	<b>\$871,885</b>

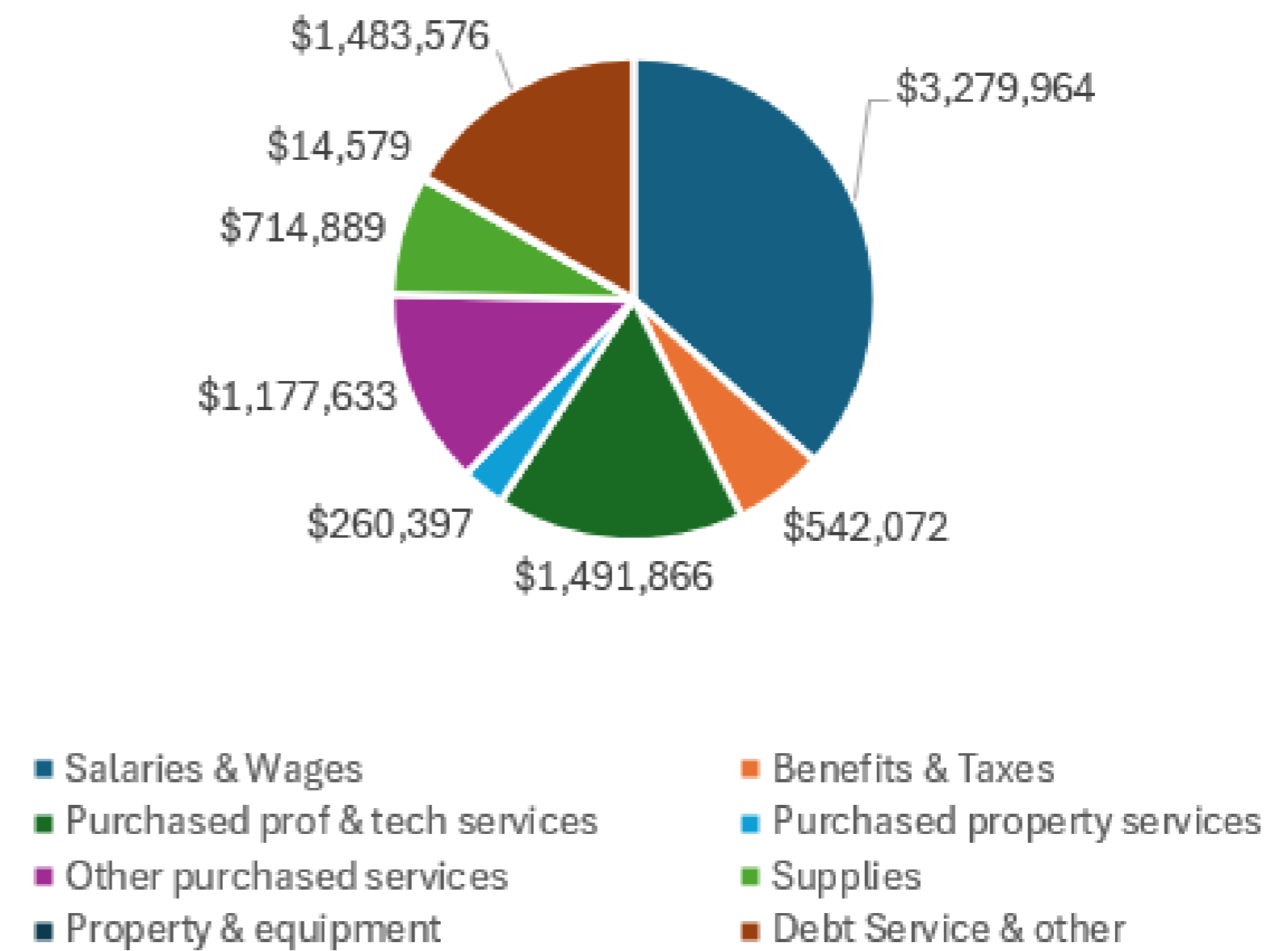
# Statement of Activities




Revenue Breakdown



Expense Breakdown



# Budget vs Actuals

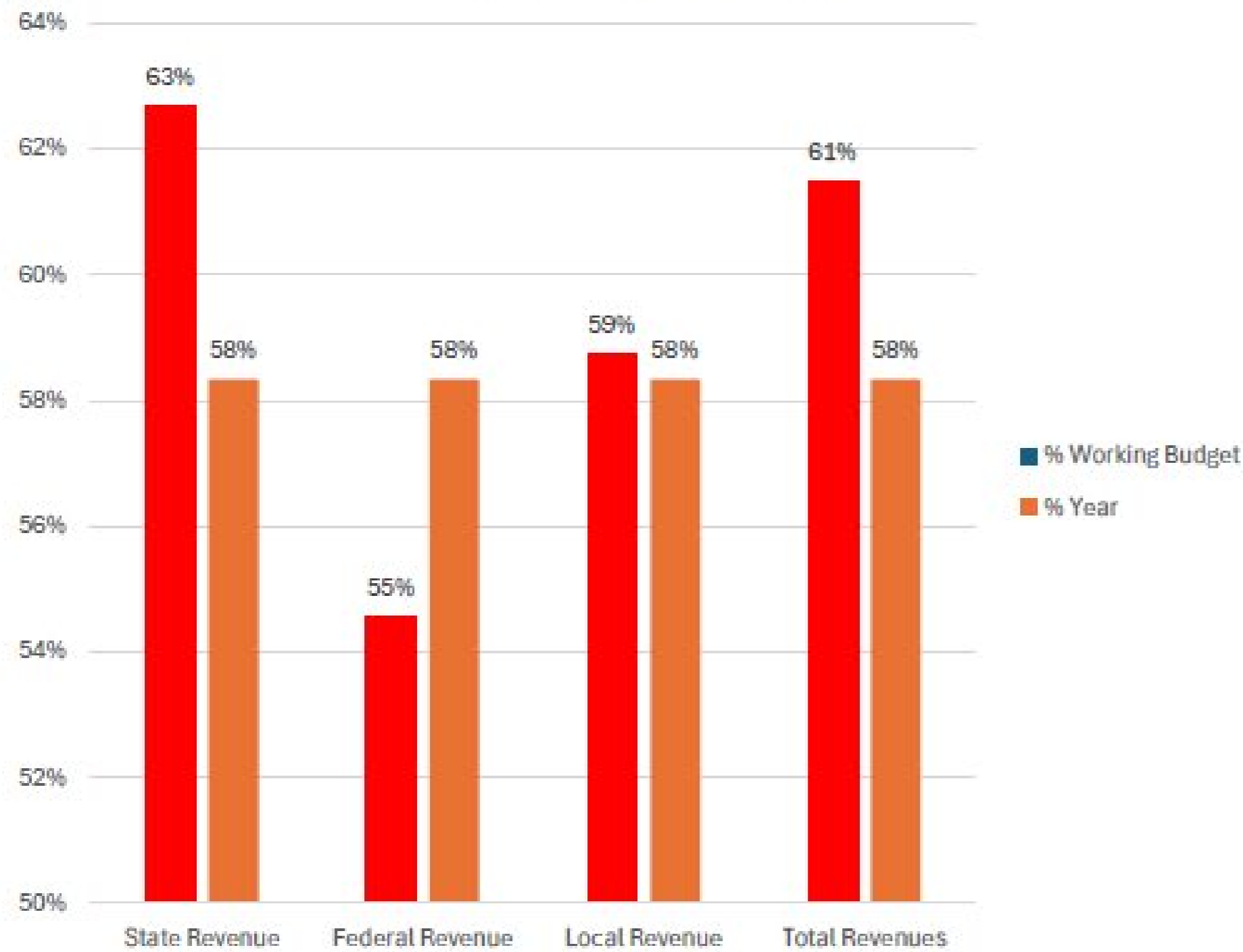


	YTD Actuals	Total Adopted Budget	Total Working Budget	% Working Budget	% Year
<b>Revenues</b>					
State Revenue	\$8,415,337	\$13,776,619	\$13,431,068	63%	58%
Federal Revenue	\$1,111,335	\$2,279,501	\$2,037,387	55%	58%
Local Revenue	\$310,189	\$231,395	\$528,035	59%	58%
<b>Total Revenues</b>	<b>\$9,836,861</b>	<b>\$16,287,514</b>	<b>\$15,996,490</b>	<b>61%</b>	<b>58%</b>
<b>Expenses</b>					
Salaries & wages	\$3,279,964	\$5,517,556	\$5,397,053	61%	58%
Employee benefits & taxes	\$542,072	\$943,824	\$923,455	59%	58%
Purchased prof & tech services	\$1,689,481	\$2,627,196	\$2,766,998	61%	58%
Purchased property services	\$284,588	\$335,376	\$335,376	85%	58%
Other purchased services	\$1,182,187	\$2,250,329	\$2,038,439	58%	58%
Supplies	\$786,220	\$1,551,238	\$1,483,320	53%	58%
Property & equipment	\$14,579	\$15,400	\$15,400	95%	58%
Debt Service & other	\$1,483,576	\$2,424,166	\$2,531,024	59%	58%
<b>Total Expenses</b>	<b>\$9,262,667</b>	<b>\$15,665,085</b>	<b>\$15,491,066</b>	<b>60%</b>	<b>58%</b>
<b>Total School Operations Net Revenues</b>	<b>\$574,194</b>	<b>\$622,429</b>	<b>\$505,424</b>	<b>114%</b>	<b>58%</b>

# Budget vs Actuals



Revenues - Budget vs Actual



Expenses - Budget vs Actual

