

# Athlos Academy

JEFFERSON PARISH



# January 2026 Financials




**Athlos Academy**  
JEFFERSON PARISH

The estimates shown on this report are prepared using both the school's estimates and consultants estimates and are prepared for internal use only. This report has not been compiled, reviewed or audited and should not be relied upon for other uses and is subject to ordinary course adjustments including without limitation to MFP payments based on changes to enrollment.

# Executive Summary

---

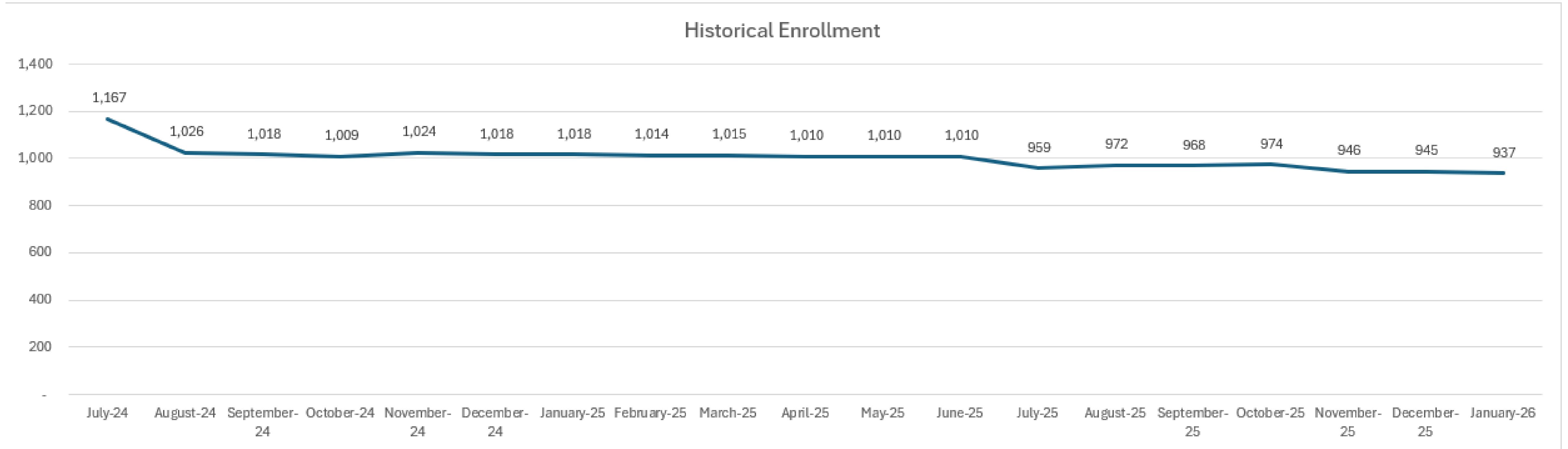


- Cash has increased slightly due to Federal Grant submission
- Enrollment is roughly 58 students lower than our adopted budget.
- Total Revenues are 4% behind of the total working budget
- Total Expenses are 2% above expected budget due to timing of the payroll entries and expenses that were paid in full at the beginning of the year. That should level off as we go.

## Key Financial Metrics

Cash Balance	\$6,676,480
Days Cash On Hand	159
Fund Balance	\$7,055,903
School operations net revenues	\$969,581
% of Revenues Received vs Total Working Budget for the Year	62%
% of Expenses Spent vs Total Working Budget for the Year	60%

# Enrollment

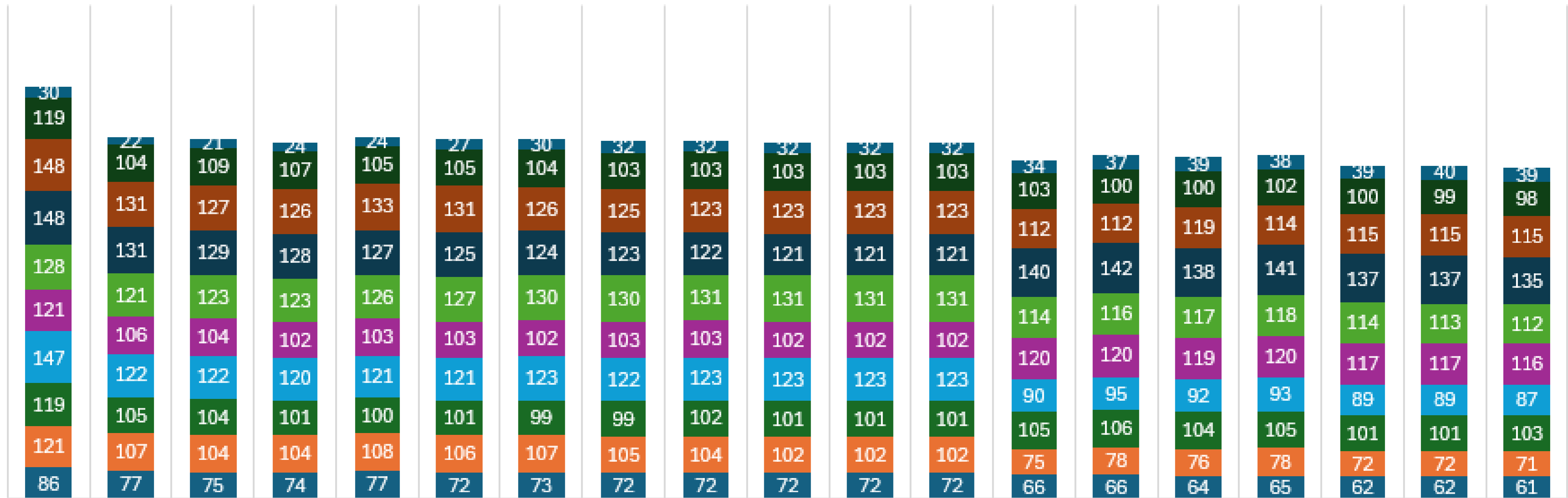


# Enrollment



## HISTORICAL ENROLLMENT

■ Kinder 
 ■ 1st 
 ■ 2nd 
 ■ 3rd 
 ■ 4th 
 ■ 5th 
 ■ 6th 
 ■ 7th 
 ■ 8th 
 ■ SC

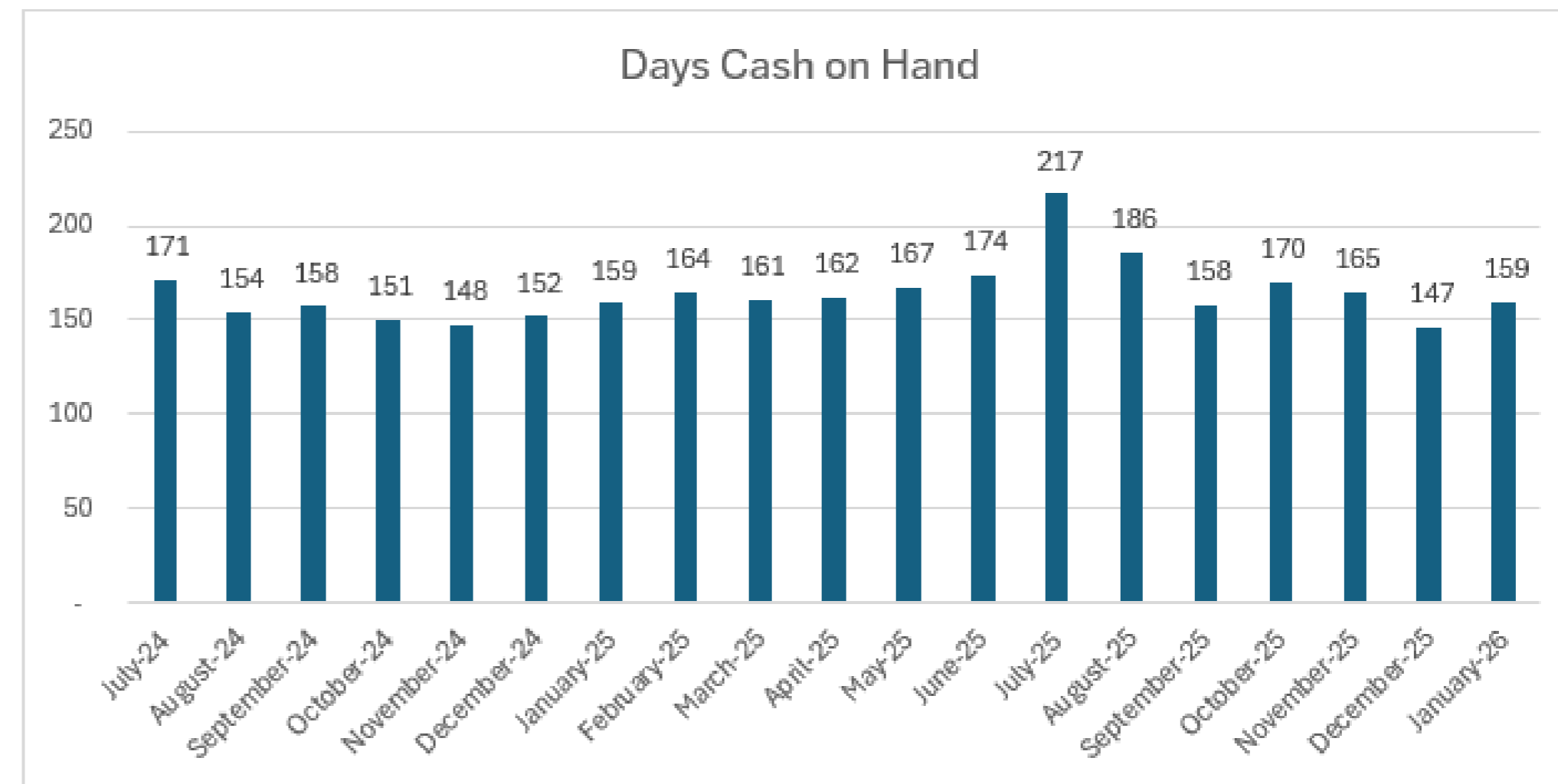
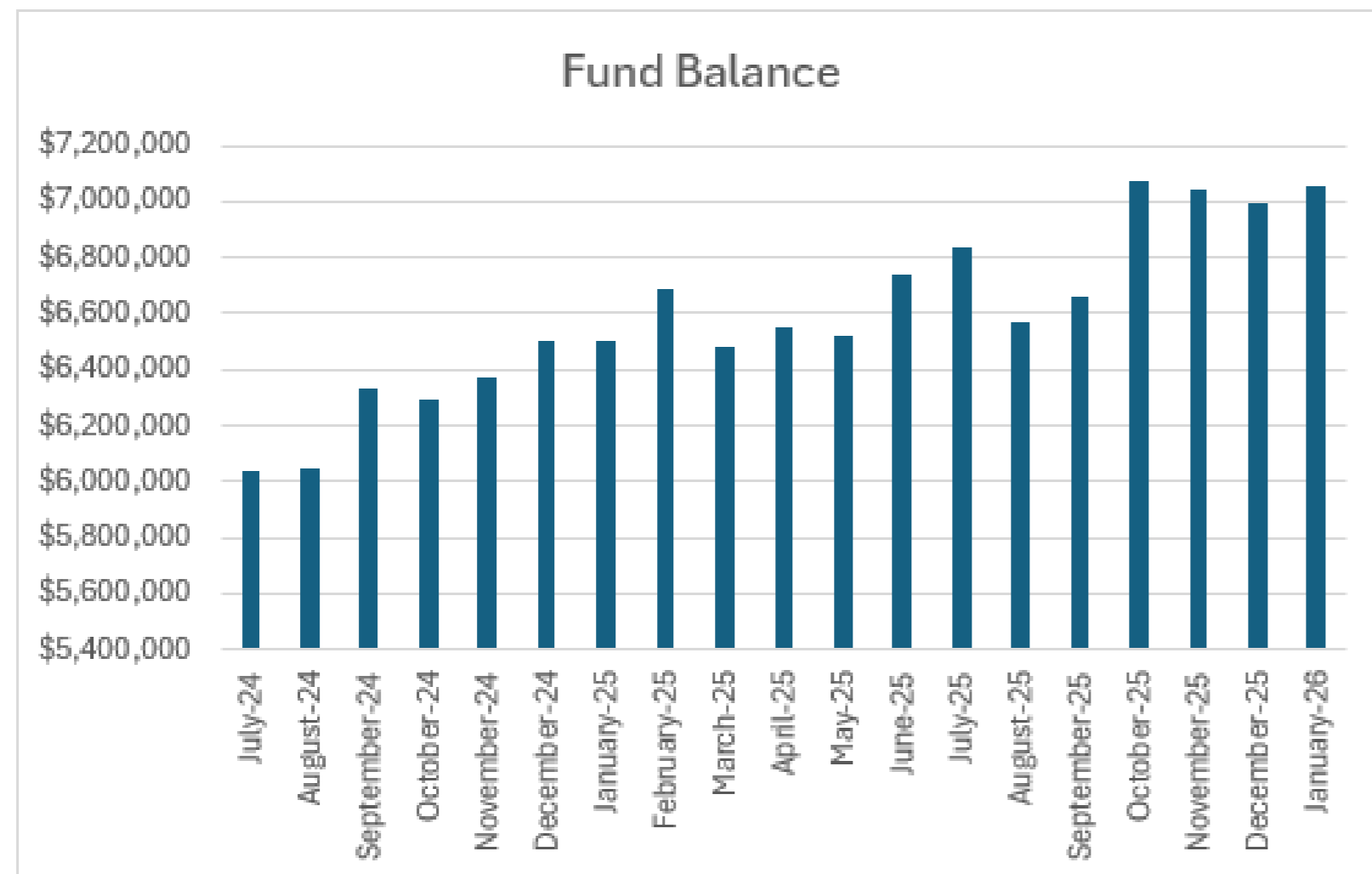
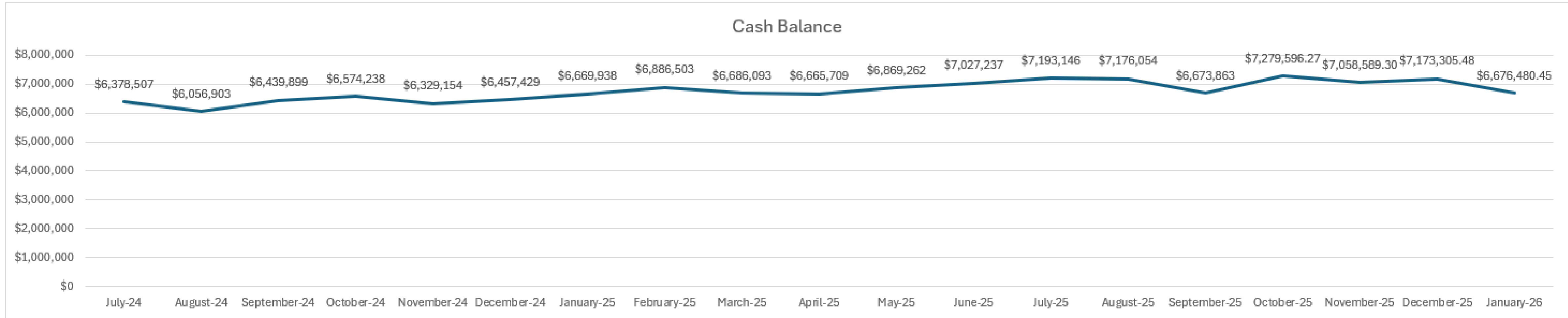


# Statement of Financial Position



	January-25	January-26
<b><u>Assets</u></b>		
Cash	\$6,669,938	\$6,676,480.45
Other Current Assets	\$4,126,797	\$4,281,836.51
Fixed Assets	\$26,824,278	\$26,990,354.06
Other Assets	\$977,326	\$893,801.04
<b>Total Assets</b>	<b>\$38,598,340</b>	<b>\$38,842,472.06</b>
<b><u>Liabilities and fund balance</u></b>		
Current Liabilities	\$1,100,751	\$985,433.04
Long-Term Liabilities	\$30,992,653	\$30,801,136.38
Fund balance	\$6,504,936	\$7,055,902.64
<b>Total liabilities and fund balance</b>	<b>\$38,598,340</b>	<b>\$38,842,472.06</b>

# Statement of Financial Position



# Statement of Activities

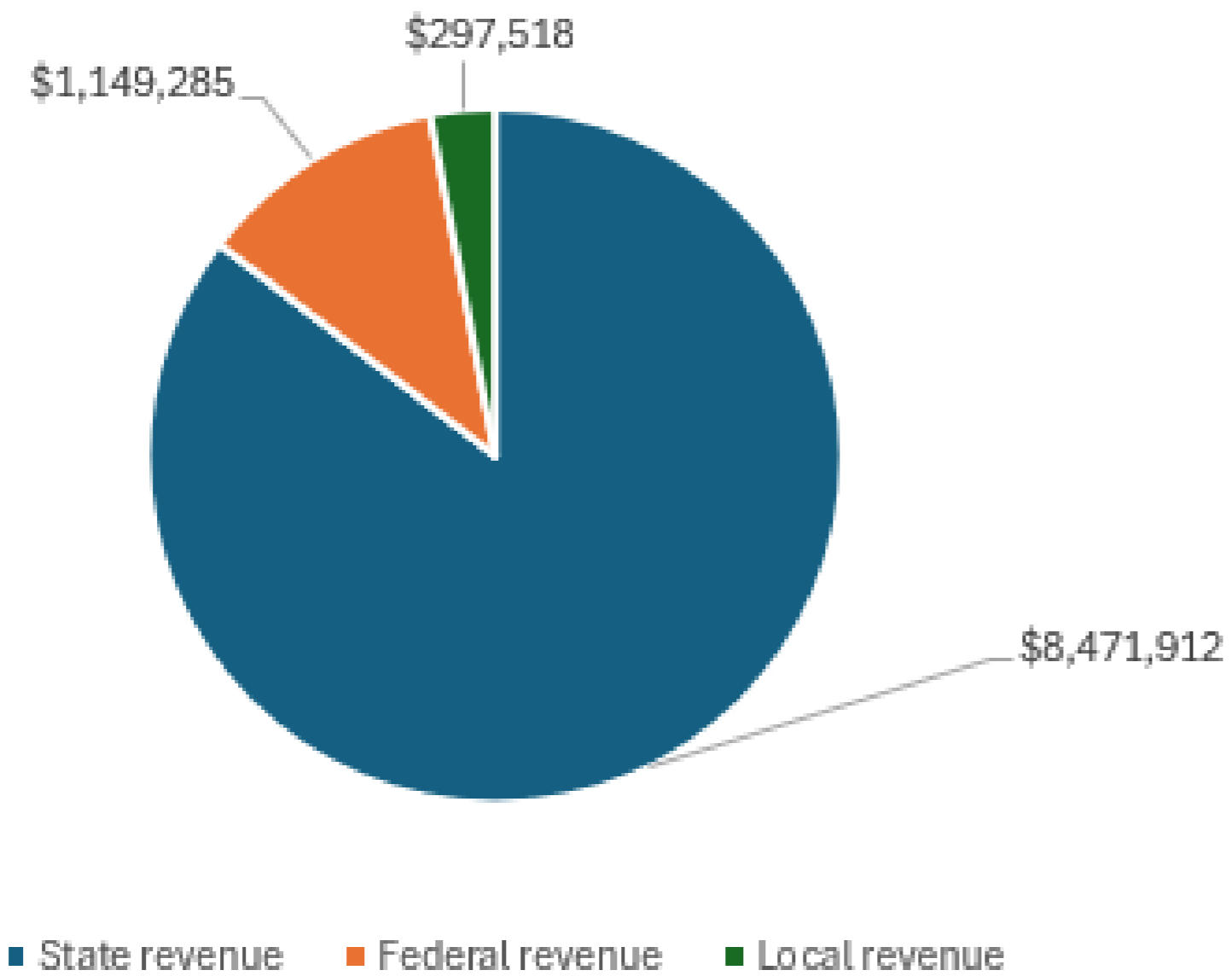


	YTD	
	01/31/2025	YTD 01/31/2026
<b><u>Revenue</u></b>		
State revenue	\$8,415,337	\$8,471,912
Federal revenue	\$1,111,335	\$1,149,285
Local revenue	\$310,189	\$297,518
<b>Total revenue</b>	<b>\$9,836,861</b>	<b>\$9,918,715</b>
<b><u>Expenses</u></b>		
Salaries & Wages	\$3,279,964	\$3,259,838
Benefits & Taxes	\$542,072	\$579,151
Purchased prof & tech services	\$1,491,866	\$1,423,452
Purchased property services	\$260,397	\$224,121
Other purchased services	\$1,177,633	\$1,134,937
Supplies	\$714,889	\$852,108
Property & equipment	\$14,579	\$13,568
Debt Service & other	\$1,483,576	\$1,470,091
<b>Total Expenses</b>	<b>\$8,964,976</b>	<b>\$8,957,265</b>
<b>Total school operations net revenues</b>	<b>\$871,885</b>	<b>\$961,450</b>

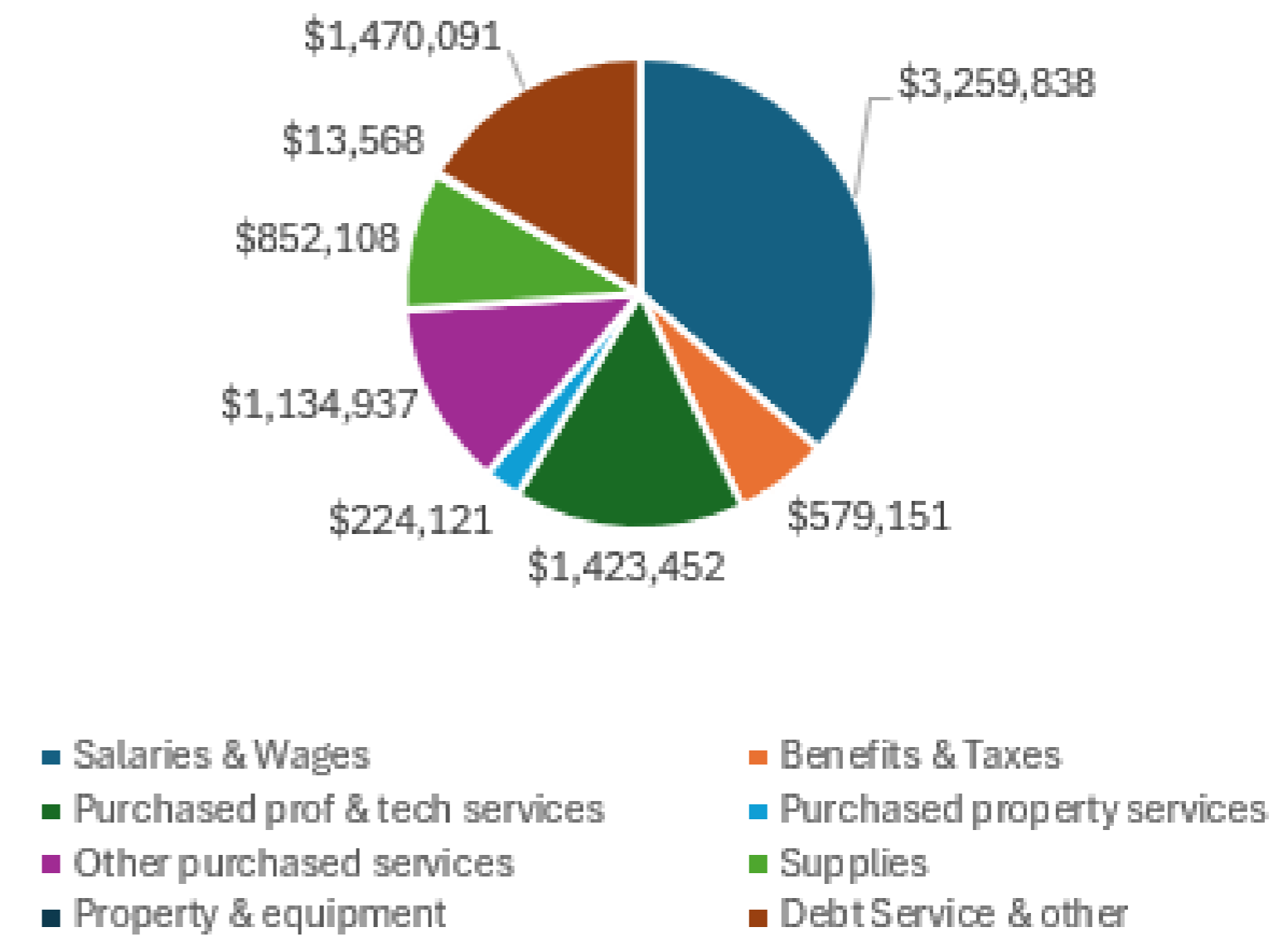
# Statement of Activities



Revenue Breakdown



Expense Breakdown



# Budget vs Actuals

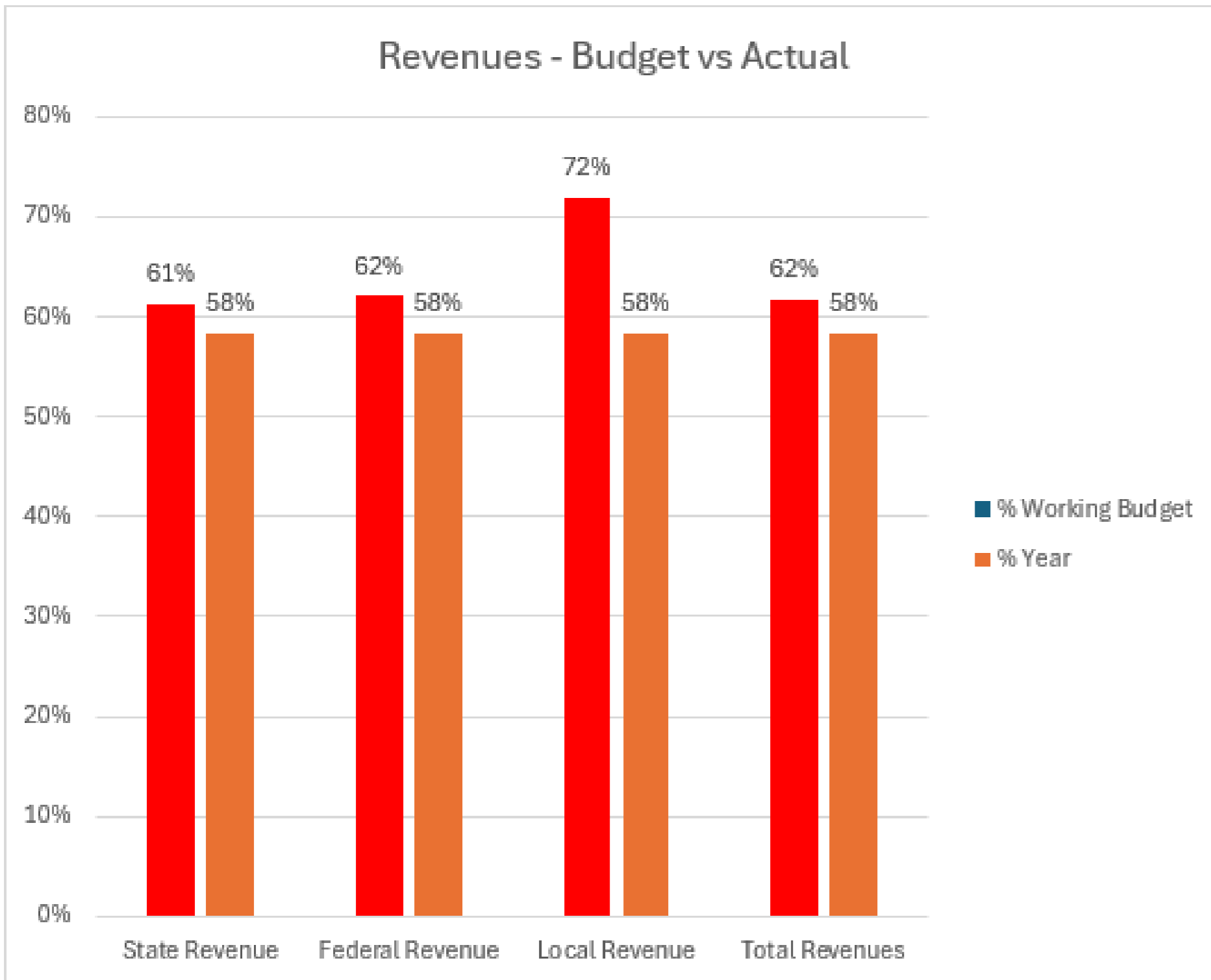


	YTD Actuals	Total Amended Budget	Total Working Budget	% Working Budget	% Year
<b>Revenues</b>					
State Revenue	\$8,471,912	\$13,802,437	\$13,802,437	61%	58%
Federal Revenue	\$1,149,285	\$1,850,610	\$1,850,610	62%	58%
Local Revenue	\$297,518	\$413,314	\$413,314	72%	58%
<b>Total Revenues</b>	<b>\$9,918,715</b>	<b>\$16,066,361</b>	<b>\$16,066,361</b>	<b>62%</b>	<b>58%</b>
<b>Expenses</b>					
Salaries & wages	\$3,259,838	\$5,478,369	\$5,478,369	60%	58%
Employee benefits & taxes	\$579,151	\$934,398	\$934,398	62%	58%
Purchased prof & tech services	\$1,423,452	\$2,454,843	\$2,454,843	58%	58%
Purchased property services	\$224,121	\$363,421	\$363,421	62%	58%
Other purchased services	\$1,134,937	\$2,067,321	\$1,798,816	63%	58%
Supplies	\$852,108	\$1,273,653	\$1,273,653	67%	58%
Property & equipment	\$13,568	\$16,000	\$16,000	85%	58%
Debt Service & other	\$1,470,091	\$2,513,891	\$2,513,891	58%	58%
<b>Total Expenses</b>	<b>\$8,957,265</b>	<b>\$15,101,896</b>	<b>\$14,833,391</b>	<b>60%</b>	<b>58%</b>
<b>Total School Operations Net Revenues</b>	<b>\$961,450</b>	<b>\$964,465</b>	<b>\$1,232,970</b>	<b>78%</b>	<b>58%</b>

# Budget vs Actuals



Revenues - Budget vs Actual



Expenses - Budget vs Actual

